

APOLLO **TRICOAT TUBES**

Q2FY22 Results



Apollo TriCoat

STEEL PIPES & DOOR FRAMES

Safe Harbour

Except for the historical information contained herein, statements in this presentation and the subsequent discussions, which include words or phrases such as "will", "aim", "will likely result", "would", "believe", "may", "expect", "will continue", "anticipate", "estimate", "intend", "plan", "contemplate", "seek to", "future", "objective", "goal", "likely", "project", "should", "potential", "will pursue", and similar expressions of such expressions may constitute "forward-looking statements". These forward looking statements involve a number of risks, uncertainties and other factors that could cause actual results to differ materially from those suggested by the forward-looking statements. These risks and uncertainties include, but are not limited to our ability to successfully implement our strategy, our growth and expansion plans, obtain regulatory approvals, our provisioning policies, technological changes, investment and business income, cash flow projections, our exposure to market risks as well as other risks. The Company does not undertake any obligation to update forward-looking statements to reflect events or circumstances after the date thereof.

Q2FY'22 at a Glance



61,048 ton

Q2 FY22 Volume
0.4% YoY increase



₹ 499 mn

EBITDA
34% YoY increase



₹ 8,172

EBITDA per ton
33% YoY increase



₹ 11 mn

Interest Cost
44% YoY decline



₹ 334 mn

Net Profit
40% YoY increase



47.1%

ROE in H1FY22
FY21 was 41.7%



51.4%

ROCE in H1FY22
FY21 was 41.5%



₹ 56 mn

Net Cash
FY21 Net debt was ₹522mn



₹ 923 mn

Op Cash flow in H1FY22
FY21 was ₹ 1,148 mn



₹ 578 mn

Free Cash flow in H1FY22
FY21 was ₹ 556 mn



8 days

Net WC in H1FY22
FY21 was 10 Days

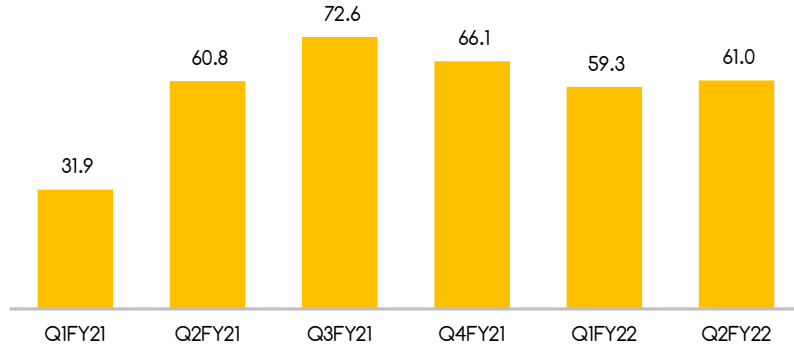


350,000 ton

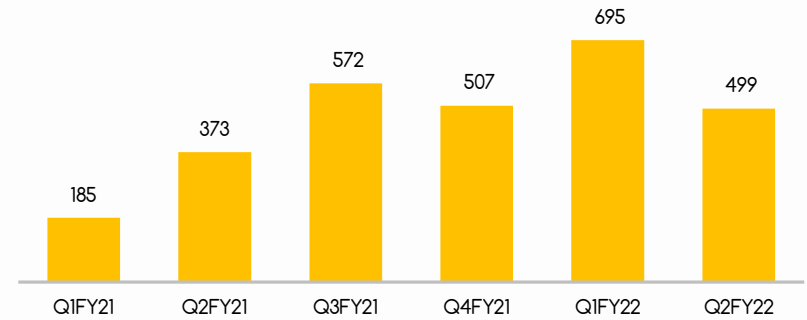
Capacity
as on 30 Sep 2021

Financial Performance

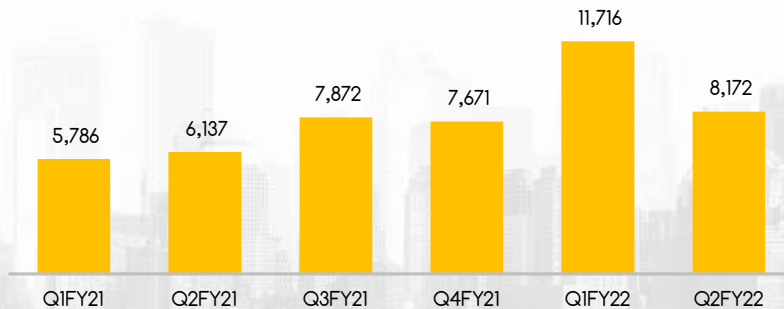
Volume (000's Ton)



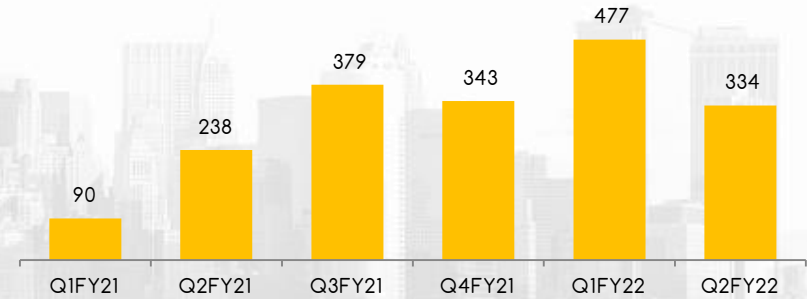
EBITDA (Rs mn)



EBITDA/Ton (Rs)



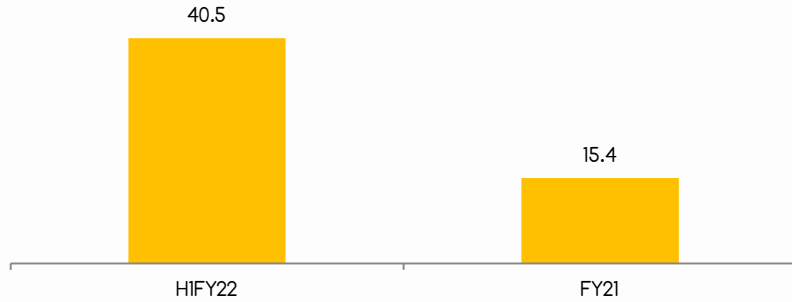
Net Profit (Rs mn)



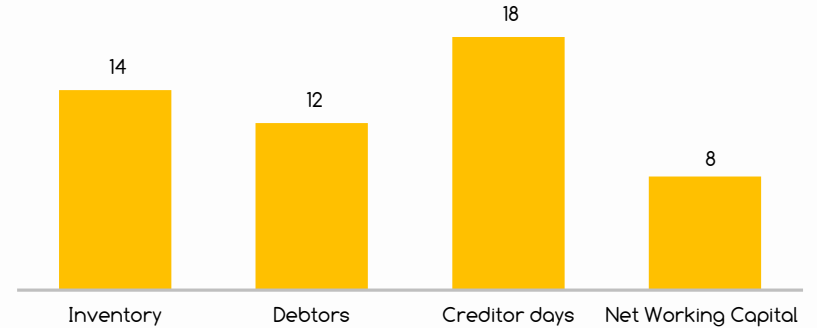
Note: Also the Q1FY21 sales volume figures are for period '28 April 2020 to 30 June 2020' as the company had shut its operations in April 2020 owing to COVID 19 pandemic

Financial Performance

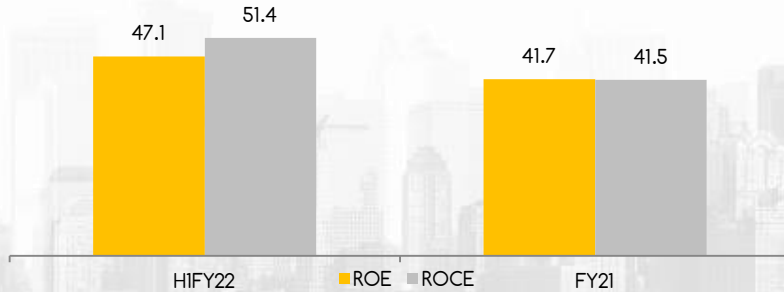
Interest Coverage (x)



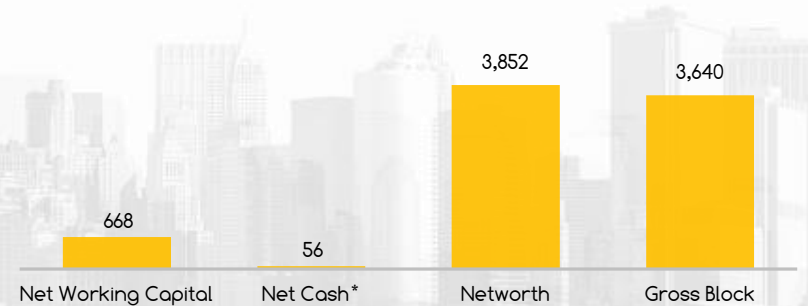
H1FY22 Working Capital (Days)



ROE & ROCE (%)



Key Financials (Rs mn)



*Net cash as at H1FY22

For ROCE, Capital Employed is calculated as Total Assets less Current Liabilities

Financial Performance

Particulars (Rs mn)	Q1FY21	Q2FY21	Q3FY21	Q4FY21	Q1FY22	Q2FY22	H1FY22	H1FY21
Volume (Ton)	31,923	60,823	72,604	66,140	59,346	61,048	120,394	92,746
Revenue	1,710	3,305	5,034	4,679	5,816	6,001	11,817	5,015
Raw Material costs	1,358	2,635	4,165	3,865	4,770	5,178	9,948	3,993
Employee costs	39	51	53	48	55	56	111	90
Other expenses	128	246	245	258	297	268	564	374
EBITDA	185	373	572	507	695	499	1,194	558
EBITDA/Ton	5,786	6,137	7,872	7,671	11,716	8,172	9,919	6,016
Other income	3	6	4	5	4	5	9	9
Finance costs	32	19	25	21	17	11	28	51
Depreciation & Amortization	35	41	43	46	45	46	91	77
PBT	120	320	507	446	638	448	1,086	440
Tax expense	30	82	128	103	161	114	274	112
Net Profit	90	238	379	343	477	334	811	328

Financial Performance

Assets (Rs mn)	HIFY22	FY21
Cash & equivalent	611	98
Receivables	945	116
Inventories	932	644
Other current assets	44	161
Fixed assets (net)	3,550	3,364
Capital work in progress	130	124
Other assets	109	58
Total Assets	6,320	4,564
Equity & Liabilities (Rs mn)	HIFY22	FY21
Trade payables	1,208	339
Other Current Liability	89	336
Debt	556	595
Others	599	240
Provision	15	11
Shareholders' funds	3,852	3,043
Total Equity & Liabilities	6,320	4,564

Cash Flow (Rs mn)	HIFY22	FY21
EBITDA	1,194	1,655
Accounts receivables	-828	263
Inventory	-288	124
Other Working capital changes	858	-589
Other Income	1	-10
Tax	-14	-295
Operating cashflow	923	1,148
Interest	-28	-95
Fixed assets	-318	-502
Investments	2	6
Free cashflow	578	556
Capital increase	0	0
Dividend payments	0	0
Net change in cash flow	578	556
Net debt at the beginning	-522	-1,078
Net debt at the end	56	-522



Thank You